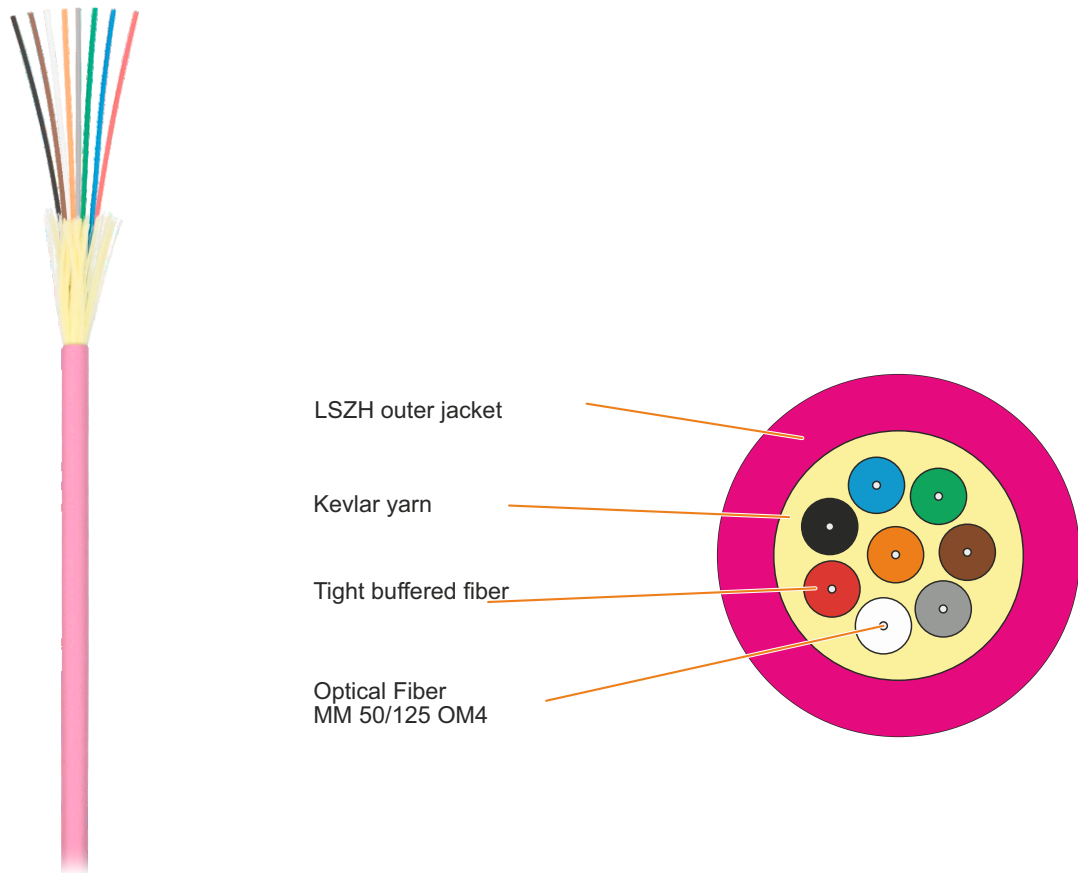


NKL-F-**xxx**M4K-00C-MG – 4/8/12/24 fibers

NIKOLAN optical fiber cable, Multi Mode 50/125µm, OM4, Distribution, indoor, with Kevlar yarns, Class Eca LSZH , Magenta

Distribution optical cables, reinforced with Kevlar yarns, are designed for laying inside buildings, in cable trays and channels, pipes and blocks. Used in the construction of the backbone cable subsystem of the building.

NIKOLAN NKL-F-xxxM4K-00C-MG cables that contain four, eight, twelve or twenty-four optical fibers in a tight buffer comply with the ISO / IEC 11801 OM4 standard. Over the fibers, covered by Kevlar yarns and outer jacket. The outer jacket is made of low smoke and non- combustible LSZH.



NKL-F-008M4K-00C-MG

8 multimode fibers 50/125, Standard OM4,
Indoor, LSZH, Magenta

Marking:

NIKOMAX NETWORK SOLUTIONS /// NIKOLAN NKL-F-008M4K-00C-MG 8 x MULTI MODE 50/125 ISO/IEC 11801 OM4 Class Eca LSZH
(Hr(A)-HFLTx) (FI) **YYMM xxxxM**



Package Content

Opticl Fiber Cable

2 km

The manufacturer reserves the right to change the appearance and characteristics of the product, without reducing its consumer properties

Specification

	NKL-F- xxx M4K-00C-MG			
Number of fibers	4	8	12	24
Type of optical fiber	Multimode fiber 50/125 (Multi Mode)			
Compliance	ISO / IEC 11801 OM4			
Diameter of Tight buffer	900 ± 25 µm			
Peripheral strength element	Kevlar yarn			
Material of outer jacket	LSZH			
Area of application	Indoor			
Outer jacket diameter	4.8 ± 0.2 mm	5.5 ± 0.2 mm	6.5 ± 0.2 mm	7.8 ± 0.2 mm
Jacket color	Magenta			
Mass density per unit strength	18.0 kg/km	28.0 kg/km	38.0 kg/km	50.0 kg/km
Minimum bending radius	Not less than 10 times the cable diameter			
Max. tensile strength, N	440 N		660 N	
Max. tensile strength at break, N	100 N/CM			
Temperature ranges	Transportation and storage from -20 to +70 ° C. Laying and installation from -0 to +70 ° C. Operation -20 to +70 ° C			
Individual packing	Wooden drum			
Packing dimensions (LxW)	600x478 mm	600x535 mm		750x550 mm
Warranty	Component - 5 years. 25 years - as part of a certified NIKOMAX SCS			

























Signal loss in fiber

Wavelength, nm	850	1300
Maximum value, dB / km	≤ 2.4	≤ 0.6

Loss on microbending

Radius of mandrel, mm	15	15	37.5	37.5
Number of turns	2	2	100	100
Wavelength, nm	850	1300	850	1300
Increase in attenuation, dB	≤ 1.0	≤ 1.0	≤ 0.5	≤ 0.5

Color identification of optical fibers

Fiber number	1	2	3	4	5	6	7	8	9	10	11	12	13	14	15	16	17	18	19	20	21	22	23	24
NKL-F-xxxM4K-00C-MG																								

Ordering Table

Product Number	Number of fibers	Fiber type	Jacket material	Individual packing	
				Volume, M³	Weight, kg
NKL-F-004M4K-00C-MG	4	MM 50/125 OM4	LSZH	0.172	42
NKL-F-008M4K-00C-MG	8	MM 50/125 OM4	LSZH	0.193	65
NKL-F-012M4K-00C-MG	12	MM 50/125 OM4	LSZH	0.193	85
NKL-F-024M4K-00C-MG	24	MM 50/125 OM4	LSZH	0.309	110

The manufacturer reserves the right to change the appearance and characteristics of the product, without reducing its consumer properties