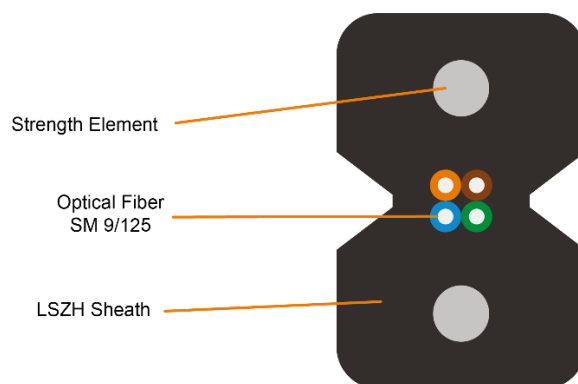


NKL-F-001A1F-00C-BK - 1 fiber
NKL-F-002A1F-00C-BK - 2 fibers
NKL-F-004A1F-00C-BK - 4 fibers

SM 9/125 cables are universal, flat ("butterfly"), with steel bars

The F series of NIKOLAN optical cables, having "butterfly" self-supporting structure and two steel load-bearing elements. They are intended for laying inside the buildings, also can be used for outdoor laying on external facades of buildings with cable trays and ducts. They are used in FTTx networks, it can be laid to workplaces, apartments, offices...etc. The flat, small-sized cladding provides excellent flexibility and reliable protection, while providing easy and convenient access to the fibers.

NKL-F-xxxA1F-00C-BK cables contain 1, 2, or 4 optical fibers which comply with ISO / IEC 11801 OS2 and ITU-T G.652.D. The cable is reinforced with two strength elements in the form of steel wire in the sheath on the each sides. The outer shell is made of light-stabilized LSZH (Low Smoke Zero Halogen) compounds which is low-smoke and does not emit toxic compounds during combustion. The cable is suitable for both indoor and outdoor use.



NKL-F-004A1F-00C-BK



Basic equipment :

Cable

1 km

The manufacturer reserves the right to change the appearance and characteristics of the product, without reducing its consumer properties.








Specification

Product Number	NKL-F-001A1F-00C-BK	NKL-F-002A1F-00C-BK	NKL-F-004A1F-00C-BK
Number of fibers	1	2	4
Jacket	Low Smoke Halogen Free Compound (LSZH)		
Application	For internal and external lining		
Jacket color	Black		
Linear weight, kg/km	9.5		
Tension limit	200 N		
Compliance	ITU-T G.657.A1 & ITU-T G.652.D		
Temperature range	Storage from -40 to +60 °C. Installation from 0 to +60 °C. Operation from -40 to +60 °C		
Individual packing	Wooden drum in a cardboard box		
Package dimensions (LxW or W x H x D), mm	260 x 260 x 215		
Warranty	1 year		
Color	Black		
Fiber type	Single Mode 9/125		
Diameter of Buffer	245 ± 10 µm		
Minimum bending radius	≥ 30 mm		
Crushing Force	100 N / cm		
Diameter of peripheral strength element	Phosphated Steel Wire		
Peripheral strength element	0.45 ± 0.1 mm		
External dimensions of the shell	2 ± 0.1 x 3 ± 0.1		

Order Table

Product Number	Fiber count	Fiber type	Shell	Individual packaging	
				Volume, m3	Weight, kg
NKL-F-001A1F-00C-BK	1	SM 9/125	LSZH	0.015	11
NKL-F-002A1F-00C-BK	2	SM 9/125	LSZH	0.015	11
NKL-F-004A1F-00C-BK	4	SM 9/125	LSZH	0.015	11

Optical fiber color identification

Product Number	1	2	3	4
NKL-F-001A1F-00C-BK	 *			
NKL-F-002A1F-00C-BK		 *		
NKL-F-004A1F-00C-BK				

* fiber with transparent color buffer

The manufacturer reserves the right to change the appearance and characteristics of the product, without reducing its consumer properties.